

# 2, 3 & 4-Bend Custom Rail Request

Project Name:

Residential

Commercial

Please check box if rail must meet ADA Requirements

REQUIRES ICC CODE 1607.8.1 (FOR COMMERCIAL PROJECTS ONLY)

Distributor Name

Distributor Contact Name

Distributor Address

City

State

Zip

Distributor Phone

Fax

Distributor Email

Tubing: Outside Diameter  1.90"

Wall Thickness  .049" (res. only)  .065"  .109"  .145"

1.50" ONLY  
 .120" ONLY

Grade  304 (standard)  316L (marine grade)

Coating: SealedSteel Vinyl\*  None  White  Taupe  Gray  Dark Gray  Black

Powder Coating\*  None  White  Taupe  Silver Gray  Rock Gray

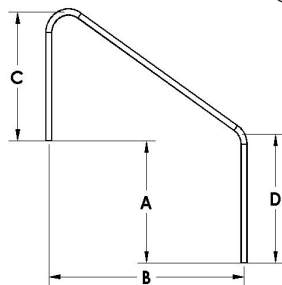
\*Escutcheons not included

Copper Vein  Hammertone  Black

Requested Handrail Pattern:

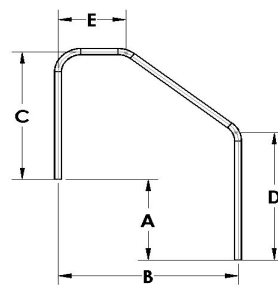
2-Bend

Qty: \_\_\_\_\_



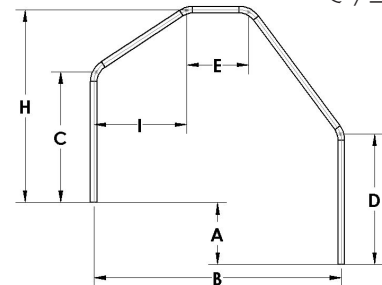
3-Bend

Qty: \_\_\_\_\_



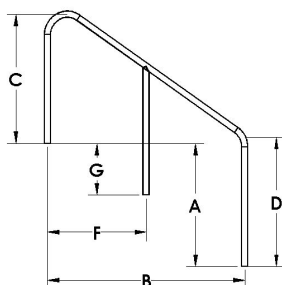
4-Bend

Qty: \_\_\_\_\_



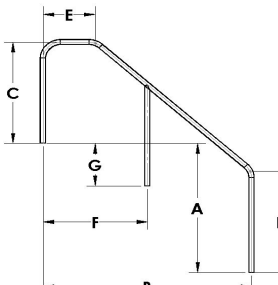
2-Bend 3-Post

Qty: \_\_\_\_\_



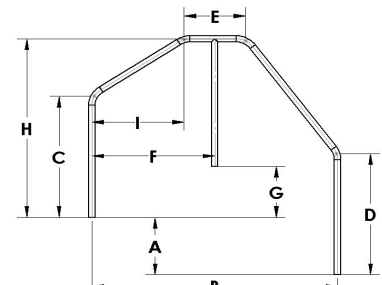
3-Bend 3-Post

Qty: \_\_\_\_\_



4-Bend 3-Post

Qty: \_\_\_\_\_



\_\_\_\_\_ A - The rise from the bottom of top leg to bottom bottom of bottom leg

\_\_\_\_\_ B - The horizontal length from center of one leg to center of other leg

\_\_\_\_\_ C - Height of top leg  
(PLEASE INCLUDE AMOUNT TO BE INSERTED INTO ANCHOR)

\_\_\_\_\_ D - Height of bottom leg  
(PLEASE INCLUDE AMOUNT TO BE INSERTED INTO ANCHOR)

\_\_\_\_\_ E - Flat section at top of rail (3 & 4-Bend only)

\_\_\_\_\_ F - Horizontal length from center of top leg to center of middle leg (for 3-Post only)

\_\_\_\_\_ G - The rise from the bottom of top leg to bottom middle leg (for 3-Post only)

\_\_\_\_\_ H - Height from center top of rail to bottom of deck leg (for 4-Bend only)

\_\_\_\_\_ I - Horizontal length from center of deck leg to center of top left bend (for 4-Bend only)

Please fax to 615-805-3246 or email [customrails.srs@fluidra.com](mailto:customrails.srs@fluidra.com)

Phone: 615-805-3246

Fax: 615-805-3246

Email: [customrails.srs@fluidra.com](mailto:customrails.srs@fluidra.com)

**SR Smith**™